



Series S5-SS

Seal Welded High Pressure Ball Valves

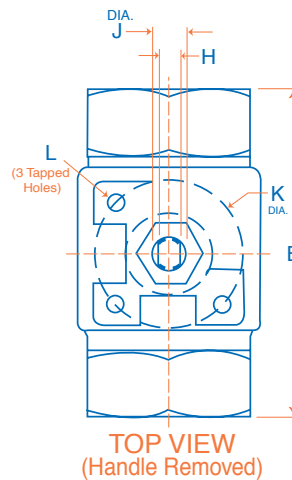
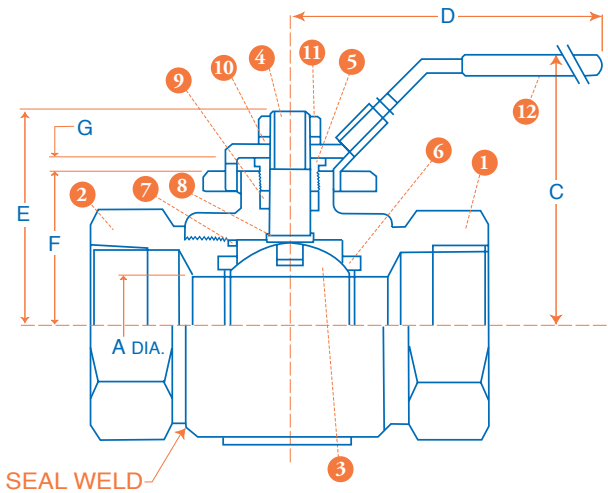
FEATURES

- Seal Welded Construction
- Full Port and Reduced Port Versions Available
- All Stainless Construction - CF8M Bodies & Tailpieces, 316SS Internals
- 5000WOG Rating on All Sizes
- Delrin Seats Standard
- All Models are NACE MR-01-75 Compliant
- All Models are API 607 Fifth Edition Fire Safe
- Standard ISO Actuator Mounting Pads on all Sizes
- Standard Locking Stainless Steel Handles
- The Ultimate Valve for Safe High Pressure Service!



RATINGS

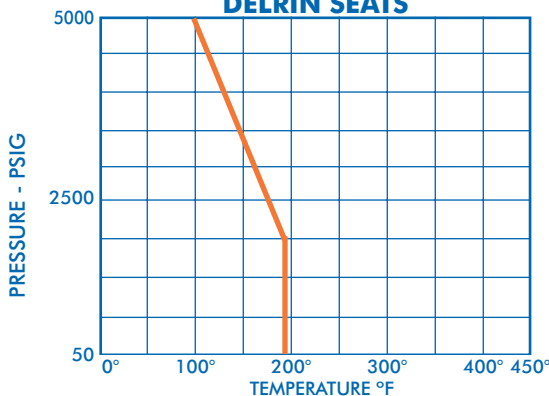
5000 PSIG @100F WATER, OIL, GAS
NO STEAM SERVICE RATING (DELRIN SEATS)



MATERIALS OF CONSTRUCTION

PART	DESCRIPTION	STANDARD MATERIAL
1	BODY	ASTM A351 GR. CF8M
2	TAILPIECE	ASTM A351 GR. CF8M
3	BALL	ASTM A276 GR. 316 SS
4	STEM	316SS OR 17-4PH (1-1/2-2")
5	PACKING NUT	ASTM A276 GR. 316 SS
6	SEATS (2)	DELRIN 100AF
7	TAILPIECE SEAL	GRAPHITE
8	THRUST WASHER	PTFE
9	STEM PACKING	GRAPHITE
10	LOCK WASHER	304 SS
11	HANDLE NUT	304 SS
12	HANDLE ASSY.	304 SS

DELRIN SEATS



DIMENSIONS, WEIGHTS, CV FACTORS & MAXIMUM OPERATING TORQUE

SIZE	A	B	C	D	E	F	G	H	J	K	L	ISO PATTERN	WEIGHT LBS.	Cv	MAX. TORQUE
1/4" FP	.25	3.0	2.3	5.0	1.62	.89	.33	.20	.31	1.42	1/4"-20 UNC	F03	1.6	10	75 in-lb
1/2" FP	.50	4.0	2.3	5.0	1.62	.89	.33	.20	.31	1.42	1/4"-20 UNC	F03	1.6	16	75 in-lb
3/4" FP	.75	4.3	2.9	5.8	2.21	1.29	.41	.28	.43	1.65	1/4"-20 UNC	F04	2.7	32	120 in-lb
1" RP	.75	4.3	2.9	5.8	2.21	1.29	.41	.28	.43	1.65	1/4"-20 UNC	F04	3.0	44	200 in-lb
1" FP	1.0	4.8	3.5	7.4	2.79	1.65	.43	.35	.56	1.97	1/4"-20 UNC	F05	6.2	62	400 in-lb
1-1/2" FP	1.5	5.3	4.5	9.9	3.87	2.51	.49	.39	.62	2.76	5/16"-18UNC	F07	11.3	140	750 in-lb
2" RP	1.5	6.3	4.5	9.9	3.87	2.51	.49	.39	.62	2.76	5/16"-18UNC	F07	11.7	120	750 in-lb



SERIES S5-SS

REV. 4/07

NUMBERING SYSTEM ... HOW TO ORDER:

S5 F S S A F SL TT 050

SERIES	PORT SIZE	BODY MATERIAL	BALL/STEM MAT'L	SEAT MAT'L	SEAL MAT'L	HANDLE TYPE	ENDS	SIZE
S5 = SEAL WELDED 5000WOG	R=REDUCED F= FULL	S = STAINLESS (CF8M)	S = 316 STAINLESS A = ALLOY 20 H = HASTELLOY	A = ACETAL (Delrin) P = PEEK	F= GRAPHITE	SL = STAINLESS LATCH LOCK PA = DOUBLE ACTING PNEUMATIC SA = SPRING RETURN PNEUMATIC SR = DEADMAN HANDLE	TT = FNPT WW = Socket Weld	025 = 1/4" 038 = 3/8" 050 = 1/2" 075 = 3/4" 100 = 1" 125 = 1-1/4" 150 = 1-1/2" 200 = 2"

OTHER QUADRANT PRODUCTS ... *to solve your Fluid Control Problems:*

- SERIES 20-NP** Forged Brass 400WOG Reduced Port Ball Valves
- SERIES 20-BP & BS** Cast Bronze 600WOG Full & Reduced Port Ball Valves with Brass or 316SS Trim
- SERIES 20-CC & CS** Carbon Steel Bar Stock 2000WOG Reduced Port Ball Valves with Carbon or 316SS Trim
- SERIES 21** Stainless Steel 2-Piece 1000WOG Full Port Ball Valves
- SERIES S1** Seal Welded Stainless Steel 1000WOG Full Port Ball Valves
- SERIES S2** Seal Welded Stainless Steel 2000WOG Reduced Port Ball Valves
- SERIES SB** Seal Welded Stainless Steel 2160WOG Reduced Port Ball Valves
- SERIES S3** Seal Welded Stainless Steel 3600WOG Reduced Port and Full Port Ball Valves
- SERIES S5** Seal Welded Stainless Steel 5000WOG Reduced and Full Port Ball Valves
- SERIES S6** Seal Welded Stainless Steel 6000WOG Reduced Port and Full Port Ball Valves with FNPT, MxF NPT & Socket Weld Ends
- SERIES M1** 3-Piece 4-Bolt Maintenance Design Brass 600WOG Full Port Ball Valves with Plated Brass or 316SS Trim
- SERIES UU** 3-Piece Double Union High Pressure Full Port Ball Valves in Carbon and Stainless Steel Construction with FNPT or Socket Weld Ends
- SERIES BFV-D** 2"- 48" Ductile Iron Butterfly Valves with Ductile, Aluminum Bronze, or CF8M Discs and Buna-N, EPDM or Viton Seats- Lever, Gear Operators or Pneumatic/Electric Actuators
- SERIES BFV-A** 2"- 12" A-395 Ductile Iron Butterfly, Split Shaft, all Disc Materials and Buna-N or Viton Seats, NACE Compliant, Lever, Gear Operators or Electric/Pneumatic Actuators